


# HOW TO PLANT AMARYLLIS & PAPERWHITES



Change water in containers weekly. Water potted bulbs when top 1"-2" of soil is dry to the touch.




Place in sunny location.



Blooms in 3-4 weeks.

Blooms in 6-8 weeks.



If planting in pebbles, choose a watertight container. Fill base with pebbles.




Position bulbs, fill with pebbles to secure. Add water to 1" below Amaryllis bulbs & just below the base of paperwhites.



Position bulbs and fill with soil. Leave 1/3 of Amaryllis bulbs, and just the tips of paperwhite bulbs exposed. Water in.



Partially fill container with all-purpose potting soil.



If planting in soil, choose a pot with drainage. Amaryllis and paperwhites like to be pot tight.